

# PREMIUM DESIGNED DRYER VENTS

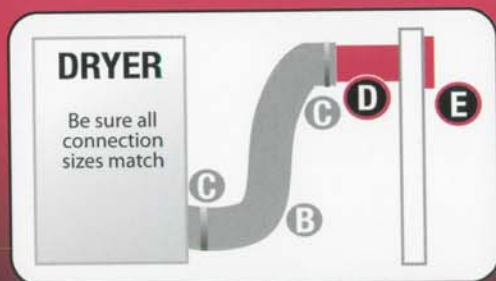
New or Replacement Installations

## Model: 1424W

### 4" Premium Louvered Vent



- Keeps Unwanted Elements Out -
- Paintable Design -
- Durable Plastic -
- Quiet Operation -

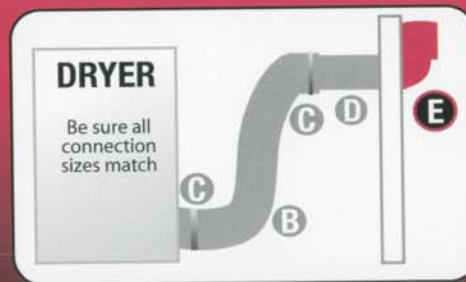


## Model: 289W

### 4" Premium Dryer Vent Seal



- Keeps Unwanted Elements Out -
- Prevents Back Drafts -
- Easy to Clean -
- Floating Damper Design -

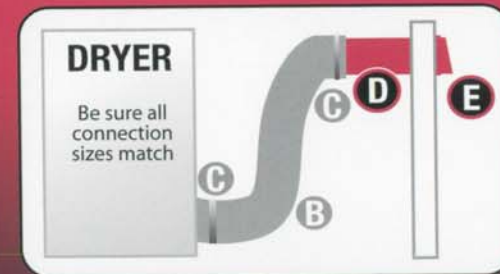


## Model: 1472W

### 4" Low Profile Premium Hood



- Low Profile -
- Removable Screen -
- Paintable Design -
- Durable Plastic -




# COMPLETE DRYER VENTING KITS

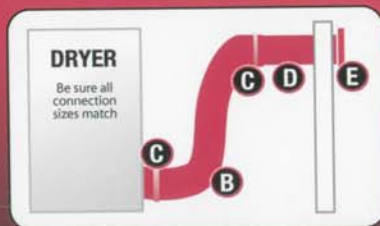
Contains UL Listed Transition Duct

## Model: 1359W

4" x 8' Louvered Vent Kit

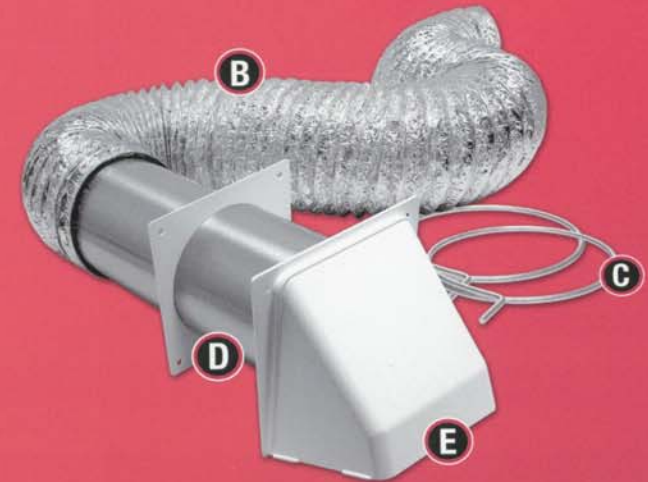


- Louvers Keep Out Unwanted Elements -
- Flame Resistant Aluminum Foil Laminate -
- Paintable Vent Design -
- Louvers Operate Quietly -

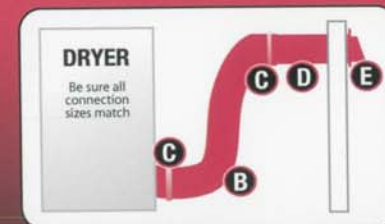


## Model: 1363W

4" x 8' Preferred Hood Kit



- Removable Screen Keeps Out Birds & Rodents -
- Flame Resistant Aluminum Foil Laminate -
- Paintable Vent Design -
- Preferred Hood for Maximum Airflow -



# UL LISTED DRYER TRANSITION DUCTS

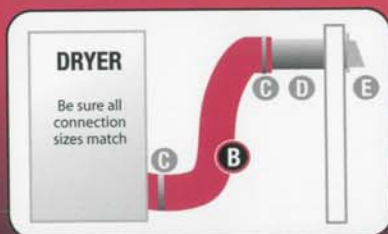
For Use in Clothes Dryer Venting

## Model: 498PL

4" x 8' Laminated Transition Duct



- Flame Resistant Aluminum Foil Laminate -
- Extremely Flexible -
- Fits in Tight Spaces Where - Rigid Metal Duct Will Not Work

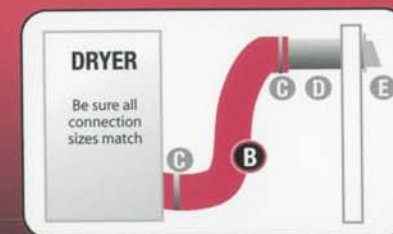


## Model: 302UL

4" x 8' Semi-Rigid Transition Duct



- Triple-Lock Design Results in a - Durable, Long-Lasting Product
- Will Withstand Normal Operating Temperatures -
- For Use with Bathroom Fans, & HVAC Systems - Requiring a 4" Duct




# PREMIUM DRYER VENTING KITS

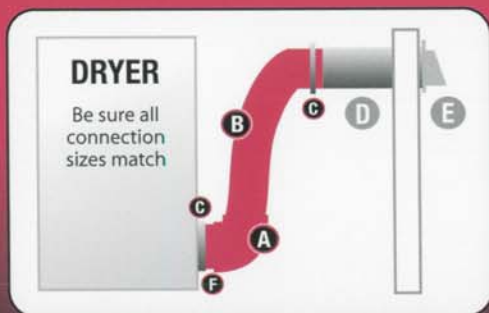
Contains UL Listed Transition Duct

## Model: 4005

### 4" x 8' Quick Connect Kit




- Elbow Securely Installs onto Dryer - Exhaust Outlet with No Clamp
- Semi-Rigid Duct Connects to - Threaded Elbow End with No Clamp
- Recessed Dryer Exhaust - Outlet Extender

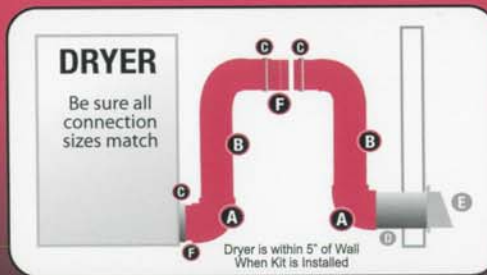


## Model: 3000

### 4" x 8' Easy Connect Vent Kit




- Duct Joins Together With - Two-Piece Easy-Clean Connector
- All Aluminum Kit -
- Will Withstand Normal - Operating Temperatures
- Works With Recessed - Dryer Exhaust Outlets

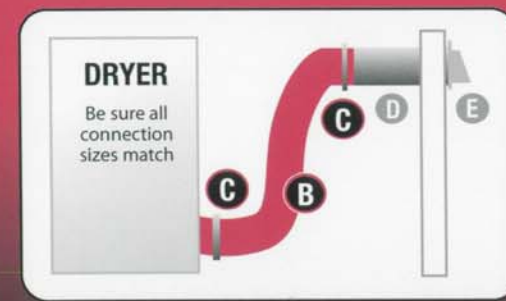


## Model: 3120UL

### 4" x 8' Semi-Rigid Duct Kit



- Triple-Lock Design Results in a - Durable, Long-Lasting Product
- Flame Resistant -
- Can Also Vent Bathroom Fans -
- Will Not Sag, Kink or Collapse -



# TITE FIT DRYER VENTING SOLUTIONS

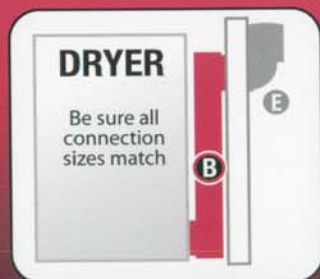
Solution for Tight Space Venting Problems

## Model: 3006

### 4" 90 Degree Aluminum Duct



- Extends From 24" to 41" -
- 90 Degree Design -
- Fits as Close as 3" Between -  
Dryer and Wall
- Fits 4" Non-Rigid Flexible Duct -

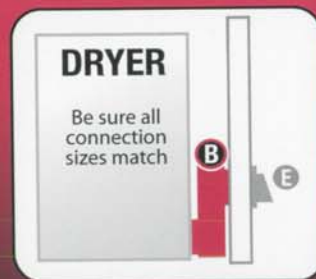


## Model: 3009

### 4" 90 Degree Aluminum Duct



- Extends From 0" to 6" -
- 90 Degree Design -
- Fits as Close as 3" Between -  
Dryer and Wall
- Fits 4" Non-Rigid Flexible Duct -



## Model: 3008

### 4" Straight Aluminum Duct



- 90 Degree to Straight Design -
- Extends From 24" to 41" -
- Fits as Close as 3" Between -  
Dryer and Wall
- Fits 4" Non-Rigid Flexible Duct -



# DRYER VENTING ACCESSORIES

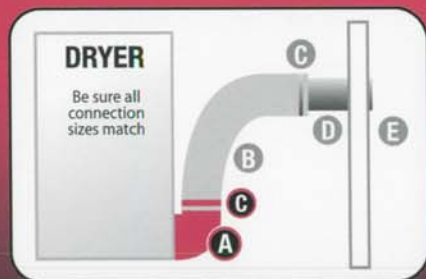
New or Existing Dryer Installations

## Model: 3003L

### 4" Quick Fit Elbow Kit



- Securely Installs onto Dryer - Exhaust Outlet with No Clamp
- Semi-Rigid Duct Connects to - Threaded Elbow End
- Laminated Duct Connects to Elbow - Using Supplied Clamp



## Model: 1790

### 12" x 20" Dryer Wall Box



- Prevents Damage to Exhaust Duct - Behind Dryer
- Allows Dryer to be Located Flush - Against the Wall
- Fits and Installs Between Wall Studs -

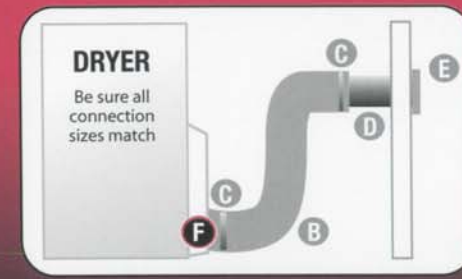


## Model: 5003

### 4" Dryer Exhaust Extender



- Extends Dryer Exhaust Outlet -
- For Use on Dryers with a - Recessed Exhaust Outlet also known as a "Fat Back" Dryer
- Attaches Between Dryer - Exhaust and Duct



# KEEPS DRYERS RUNNING EFFICIENTLY

Brushes to Clean Lint Buildup

## Model: 1410

### 27" Dryer Lint Trap Brush



- Bendable Brush Will Bend to the Contour of Your Dryers Lint Trap
- Penetrates Deep Inside the Trap Area to Catch and Remove Lint Buildup
- Prevent Dangerous Overheating Caused By Lint Buildup
- Easy to Use -

## Model: 1411

### 10' Dryer Exhaust Duct Brush



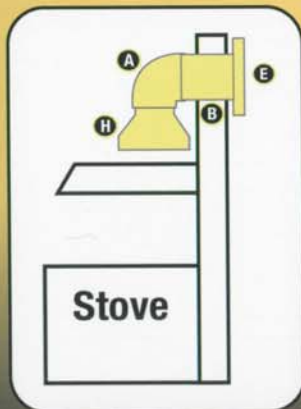

- For Cleaning Long, Hard-to-Access Dryer Duct
- Clean Duct Without Completely Disconnecting
- Prevent Dangerous Overheating Caused By Lint Buildup
- Easy to Use -

# RANGE HOOD VENTING KITS

Complete Venting Installation Kits

## Model: 377

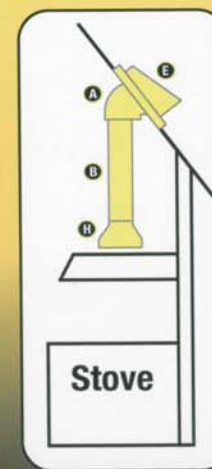
Range Hood Wall Vent Kit



- Also Used for Over-the-Range Microwave Venting
- Fits 7" Round or 3 1/4" x 10" Outlet
- Vent Through Wall Design
- Easy to Install

## Model: 378

Range Hood Roof Vent Kit




- Also Used for Over-the-Range Microwave Venting
- Fits 7" Round or 3 1/4" x 10" Outlet
- Vent Through Roof Design
- Easy to Install

# WALL VENTS MADE FROM COPPER

New or Replacement Installations

## Model: 344C

4" Preferred Hood Vent



- Also For Dryer Use -
- Damper Prevents Back Drafts -
- Maximum Airflow Design -
- Highly Decorative Finish -




## Model: 346C

6" Wall Vent



- Damper Spring Controlled -
- Damper Prevents Back Drafts -
- Highly Decorative Finish -



## Model: 106C

3 1/4" x 10" Wall Vent



- Fits Standard 3 1/4" x 10" Duct -
- Damper Spring Controlled -
- Damper Prevents Back Drafts -
- Highly Decorative Finish -

